

ALPHA® Precision Milled Stencils

Multi-Level Stencils for Screen Printing

DESCRIPTION

ALPHA Precision Milled, Multi-Level Stencils are printing stencils on which there are areas of multiple thickness present, allowing optimized control of print deposits necessary when assembling boards containing a wide variety of component sizes.

Typically referred to as Multi-Level or Step Stencils, **ALPHA Precision Milled Stencils** are created by first analyzing the volume requirements, identifying areas of the design where local thickness changes will produce better printing performance, and then accurately machining these areas using proprietary tooling and set-ups to achieve the optimum thickness to produce the correct sized deposit.

ALPHA Precision Milled Stencils allow greater flexibility in the transition from one thickness to another and improved surface quality, compared to technologies currently used to create Multi-level stencils.

FEATURES & BENEFITS

Features

- Controlled, smooth transition from one level to another
- Surface roughness values in the steps similar to the main stencil – finer than chemical etching

Benefits

- Less paste smearing
- Less material extruded onto stencil underside – reduced stencil wiping frequency
- More repeatable printing process
- Lower print pressure required compared to etched step stencils
- Enables use of Multi-Level stencils on closed-head printing systems
- More flexibility in the design of “Keep Out areas” enabling more efficient use of PCB area

APPLICATION

Step-Up Areas

Used to increase the volume and height of the solder deposit. This gives engineers options to provide solutions to:

- Poor joint reliability, caused by insufficient paste volume
- Use “Pin in Paste” printing for through hole components, e.g. edge connectors
- Overcome issues associated with coplanarity consistency such as head-in-pillow & non-wet-open

Step-Down Areas

Used to reduce the volume and height of the paste deposit.

- Improves Deposit Volume Repeatability in fine line and micro package attachment.

ALPHA® Precision Milled Stencils

Multi-Level Stencils for Screen Printing

Step-Relief Cavities

Used to overcome board surface irregularities such as raised pads, vias, legends such as bar codes and edge clamping issues.

These features also afford relief for paste print deposits in two step stencil printing processes where the use of a thin stencil is followed up by a thicker stencil in order to achieve multi height deposits.

Printing on PCB's with multi depth cavities


Provides process options that allow successful printing performance on PCB's where local areas of the PCB have cavities and require paste to be applied at different Z- heights.

TECHNICAL DATA


Thickness range of stencils
Thickness range of "stepped" area
Surface roughness of stepped area
Maximum size of stepped area
Maximum number of steps on a stencil

75µm to 300µm
50µm min thickness up to thickness of stencil
 $R_a = 0.2\mu\text{m}$
500 x 500 mm
Unlimited

Etched Step:




Milled Step:




ALPHA® Precision Milled Stencils

Multi-Level Stencils for Screen Printing

Etched Cross Section:



Precision Milled Cross Section:



CONTACT INFORMATION

To confirm this is the most recent issue, please contact Alpha Assembly Solutions

AlphaAssembly.com

<p>North America 300 Atrium Drive Somerset, NJ 08873, USA 800.367.5460</p>	<p>Europe Unit 2, Genesis Business Park Albert Drive Woking, Surrey, GU21 5RW, UK 01483.758400</p>	<p>Asia 8/F., Paul Y. Centre 51 Hung To Road Kwun Tong, Kowloon, Hong Kong 852.3190.3100</p>
---	---	---

Also read carefully warning and safety information on the Safety Data Sheet. This data sheet contains technical information required for safe and economical operation of this product. READ IT THOROUGHLY PRIOR TO PRODUCT USE. Emergency directory assistance Chemtrec 1 - 800 - 424 - 9300.

DISCLAIMER: All statements, technical information and recommendations contained herein are based on tests we believe to be reliable, but the accuracy or completeness thereof is not guaranteed. No statement or recommendation shall constitute a representation unless set forth in an agreement signed by officers of seller and manufacturer. NO WARRANTY OR MERCHANTABILITY OR WARRANTY OF FITNESS FOR A PARTICULAR PURPOSE IS MADE. The following warranty is made in lieu of such warranties and all other warranties, express, implied, or statutory. Products are warranted to be free from defects in material and workmanship at the time sold. The sole obligation of seller and manufacturer under this warranty shall be to replace any product defective at the time sold. Under no circumstances shall manufacturer or seller be liable for any loss, damage or expense, direct or consequential, arising out of the inability to use the product. Notwithstanding the foregoing, if products are supplied in response to a customer request that specifies operating parameters beyond those stated above, or if products are used under conditions exceeding said parameters, the customer by acceptance or use thereof assumes all risk of product failure and of all direct, indirect and consequential damages that may result from use of the products under conditions, and agrees to exonerate, indemnify and hold harmless MacDermid Incorporated therefrom. No suggestion for product use nor anything contained herein shall be construed as a recommendation to use any product in infringement of any patent rights, and seller and manufacturer assume no responsibility or liability for any such infringement.

® Registered Trademark of MacDermid Performance Solutions.™ Trademark of MacDermid Performance Solutions.
© Platform Specialty Products Corporation and its subsidiaries 2016.